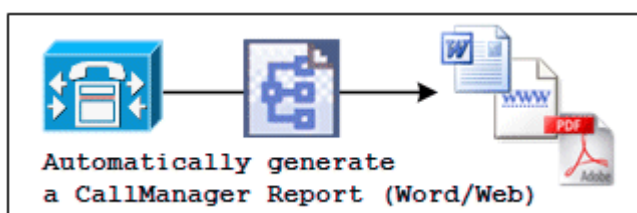


## **Uplinx® Report Tool for Cisco CallManager Configuration and Phone Inventory Reports**

**Uplinx® CCMreporter produces the following reports for a Cisco CallManager telephony system:**

- **Configuration report**
- **Phone Inventory report**



**It is easy to use and produces reports in HTML, Word and CSV formats within minutes on your PC, based on your templates and according to a variety of report settings.**

### **Versatile Usage**

Create professional reports and simplify your project documentation, analysis and reporting for the following purposes:

- As-built documentation
- Management reports
- Verification of configuration
- Design
- Operational support cases
- Backup
- Inventory of phones, including location (switch port) and serial numbers for Cisco SMARTnet® service

### **Report Format**

The Uplinx® Report Tool produces reports based on your templates in the formats:

- Microsoft Word
- HTML
- CSV
- CHM used by Microsoft HTML Help

These reports can be easily modified to your needs and then converted to PDF.

### **Sample Reports**

Sample reports can be found on [our web site](#) and are included in the free trial package.

### **Configuration report objects**

- 1 Report Summary
- 2 System
  - 2.1 Software Versions
  - 2.2 Nodes
  - 2.3 Call Manager Groups
  - 2.4 Date/Time Groups
  - 2.5 Device Defaults
  - 2.6 Regions
  - 2.7 Device Pools
  - 2.8 Locations
  - 2.9 SRST
  - 2.10 Service Parameters
- 3 Route Plan
  - 3.1 AAR Groups
  - 3.2 Partitions
  - 3.3 CSS
  - 3.4 Translation Patterns
  - 3.5 Route Patterns
  - 3.6 Pilot Points, Hunt Lists and Line groups
  - 3.7 Hunt Lists
  - 3.8 Route Plan Report
- 4 Service
  - 4.1 Media Resource Lists and Groups
  - 4.2 Media Resources
- 5 Feature
  - 5.1 Call Park
  - 5.2 Pickup Group
  - 5.3 IP Phone Services
  - 5.4 Client Matter Codes
  - 5.5 Forced Authorization Codes
  - 5.6 Meet-Me
  - 5.7 Voicemail
    - 5.7.1 VoiceMail: Profiles and Pilot Points
    - 5.7.2 VoiceMail: Message Waiting
    - 5.7.3 VoiceMail: Cisco Ports
- 6 Devices
  - 6.1 CTI Route Points
  - 6.2 Gatekeeper
  - 6.3 Gateways
    - 6.3.1 H.323
    - 6.3.2 MGCP
  - 6.4 Phones (Detailed)
  - 6.5 CTI Ports (Detailed)
  - 6.6 Trunks
  - 6.7 Device Settings
    - 6.7.1 Device Profiles (Detailed)
    - 6.7.2 Phone Button Templates
    - 6.7.3 Softkey Templates
- 7 User
  - 7.1 DC Users

*All major objects are reported on and appear in the table of contents of the configuration report. More objects will be added in sub-releases at no additional cost to licensed users.*

## Phone Inventory Report

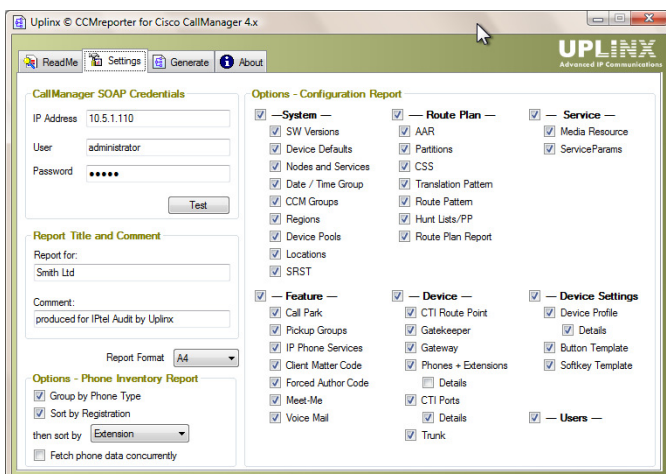
The Phone Inventory Report lists the MAC, serial number, phone model, registration status, hardware and software versions, switch neighbour and port info of all phones.

The phone summary lists the number of registered and unregistered phones by model.

Please see our [Phone Inventory Report samples](#). These are also included in the free trial package.

## Report Generation and Options

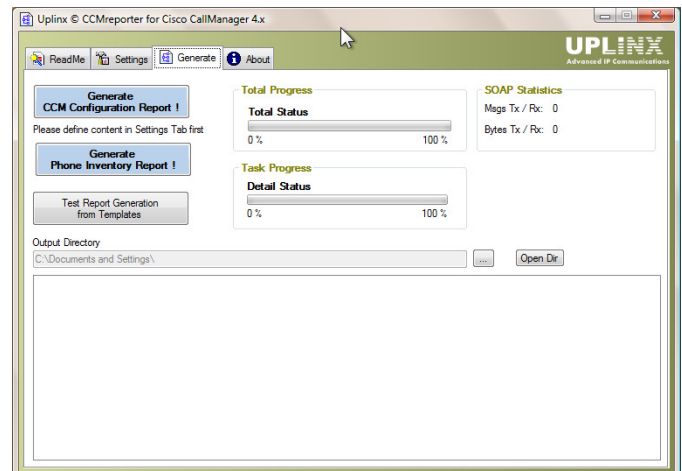
Reports can be based on your templates and styles to reflect your corporate identity.



The settings allow you to select the sections required and define a title and comment text for the report.

## System Requirements

- PC with min. 1GB RAM, 1.6 GHz CPU, Windows Vista or XP SP2 with .Net 2.0 SP1
- (optional) Microsoft Word 2007 to generate Word reports



"Generate" Tab that produces the report

## License Options

### • Standard license

The Standard license provides unlimited reports on one PC for one CallManager cluster.

### • Professional license

The Professional license provides unlimited reports on one PC for any number of CallManager clusters.

### • Enterprise license

The Enterprise license provides unlimited reports on any number of PCs for any number of CallManager clusters.

A current license entitles the holder to all product fixes and upgrades and includes support.

## Free Demo

Please download and try a fully functional demo version before you buy. The free version does not report every third record.

Simply add a license key to obtain a fully licensed version.

## For more Information, Download and Licensing, go to

[www.uplinx.com.au/Report\\_Tool\\_Cisco\\_Callmanager.htm](http://www.uplinx.com.au/Report_Tool_Cisco_Callmanager.htm)